

杭州凡诺电子有限公司
FANNAL ELECTRONICS CO., LTD

Specifications for Touch Panel

Model NO: FN080A01-V5.0

Revision: V5.0

Approved For Specifications Only

Approved For Specifications And Sample

FANNAL			CUSTOMER
PREPARED	CHECKED	APPROVED	APPROVED

Address: 6th Floor No.77 Xingwang West Road, Hangzhou, Zhejiang, China

Phone: +86 (0)571 85161516

<http://www.fannal.cn>

<http://www.fannal.com>

1. Record of Revision

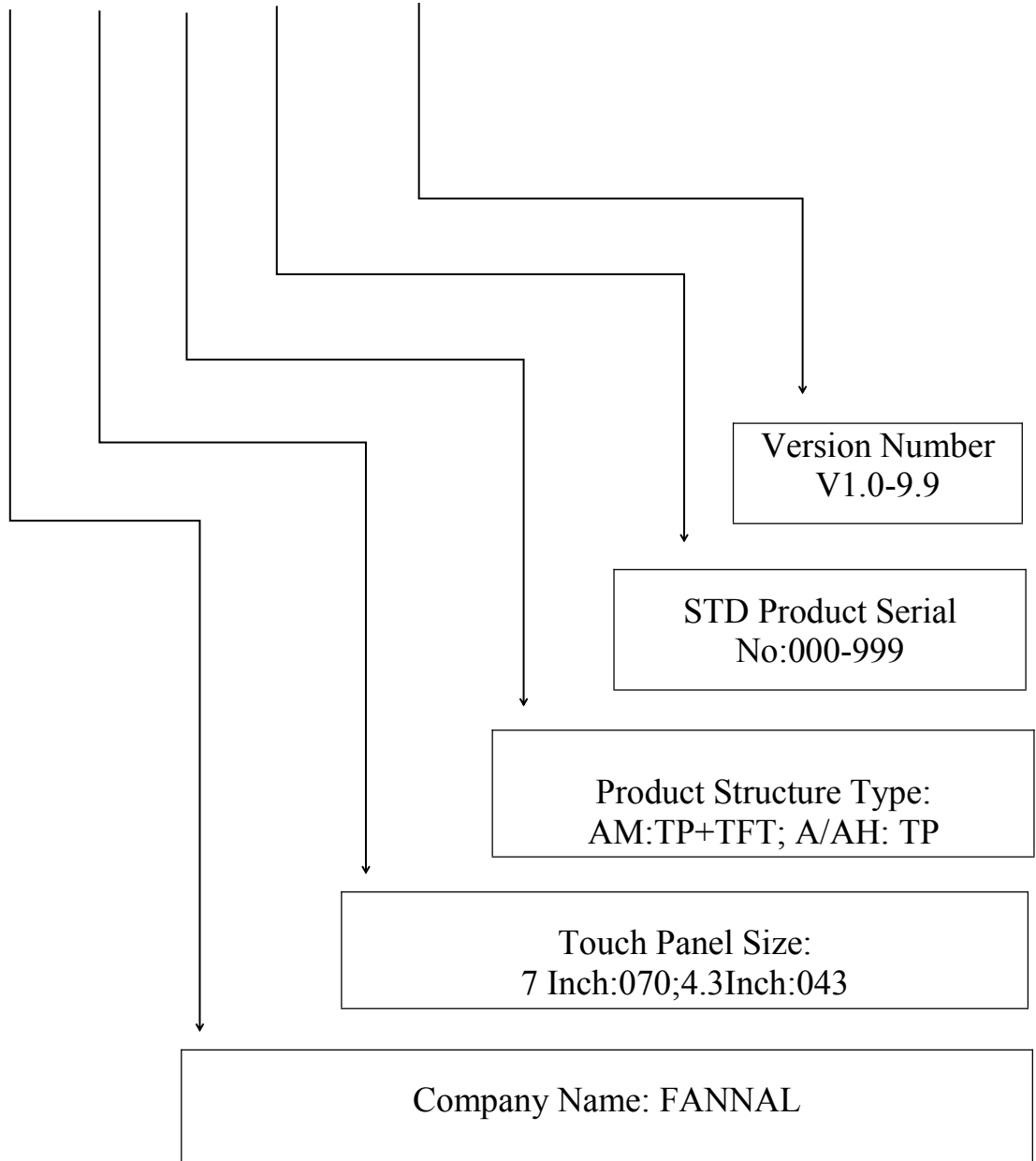
NO.	Content	Page	Date
1	Preliminary Specification was first issued	2	2017/3/16

2. Table of Content

NO.	Content	Page
1	Record of Revision	2
2	Table of Content	3
3	Module Numbering System	4
4	Application	5
5	Feature	5
6	General Specifications	5
7	Environmental Characteristic	5
8	Optical Characteristic	6
9	IC Specification	6
10	Pin Assignment	7
11	Mechanical Characteristic	8
12	Reliability Test	9
13	Function Test	9
14	Appearance Inspection	10
15	Appearance Specification	11
16	Mechanical Drawing	12
17	Packaging	13

3. Module Numbering System

FN 080 A 01 - V5.0



4. Application

This improved projected capacitive touch panel module is applied to industrial applications which required touch input.

Industrial control, medical devices and automation industries (transportation, military, smart home, and others)

5. Feature

NO.	Item	Specifications
1	Type	Projected Capacitive
2	Input Mode	Finger
3	Connector	COF-FPC

6. General Specification

NO.	Item	Specifications	Unit
1	Touch Panel Size	8.0(Diagonal)	inch
2	Structure	G+G	
3	View Area	163.05(H)x122.54(V)	mm
4	Outline Dimension	183.00(H)x141.00(V)x1.58(D)	mm

7. Environmental Characteristic

NO.	Item	Specifications	
		Temperature	Humidity (Non-Condensing)
1	Operation	-20~70 °C	45%-90%RH
2	Storage	-30~80 °C	5%-95%RH

Note: Testing environment is under normal atmospheric pressure. When the ambient temperature is above 65°C, the humidity is allowed to be below 50%RH

8. Optical Characteristic

NO.	Item	Specifications
1	Transparency	87%±5%
2	Haze	>3%

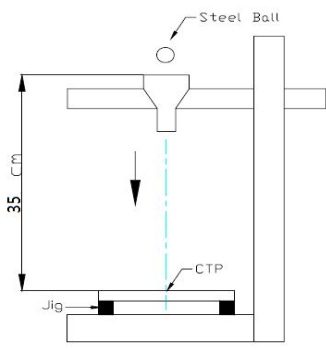
9. IC Specification

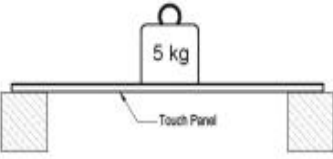
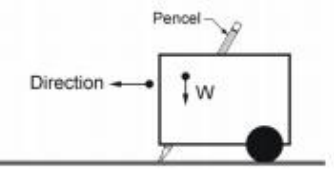
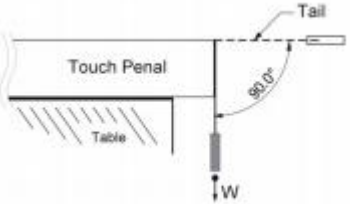
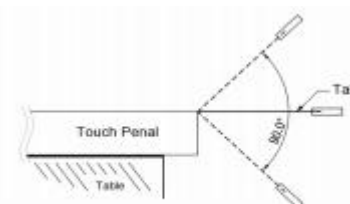
NO.	Item	Specifications
1	Driver IC	FT5426
2	Detect Points	5
3	Interface	I ² C
4	Power Supply	2.8-3.3V

10. Pin Assignment

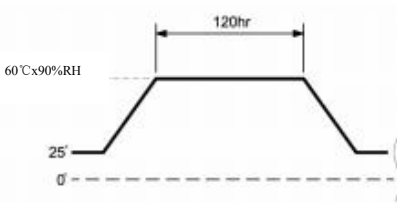
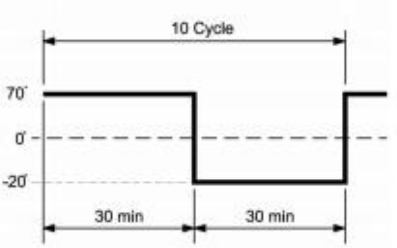
Pin No.	Symbol	I/O	Description
1	VCC(3.3V)	---	Power supply
2	WAKE		Wake Signal
3	INT	O	Interrupt signal, active low, asserted to request Host start a new transaction
4	SCL	I/O	I ² C clock signal
5	SDA	I/O	I ² C data signal
6	GND	---	System ground

11. Mechanical Characteristic

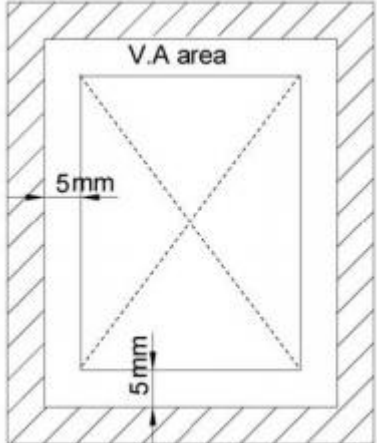
NO.	Item	Condition	Specifications
1	Operating Force	Finger \leq 10g	Satisfy- 1.Optical Characteristics 2.Electrical Characteristics
2	Impact	30.0 Φ DIA.Steel Ball/132g/Height=35cm/1 time, Impact at center area 	

NO.	Item	Condition	Specifications
3	Static Load	5000g within 10cmΦ area for 30sec 	Satisfy- 1. Optical Characteristics 2. Electrical Characteristics Appearance- 1. Ignore test area 2. No mechanical damage
4	Hardness	6H pencil, pressure 500g/45° 	
5	Tail Peeling	500g/cm by vertical 90° for 30sec 	
6	Tail Bending	90° 10times left & right 	

12. Reliability Test

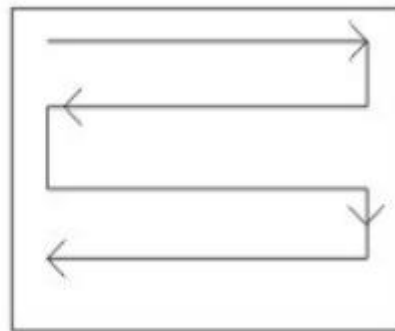
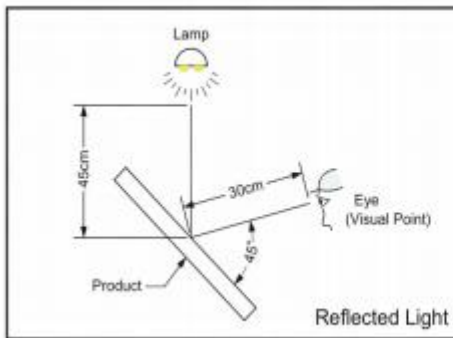
NO.	Item	Condition	Specifications
1	Constant Temperature/Humidity	<p>60°C X 90%RH, 120hrs and normalized for 24hrs</p> 	<p>Satisfy-</p> <p>1、Electrical Characteristics</p>
2	Heat Cycle	80°C/120hrs and normalized for 24hrs	
3	Cold Cycle	-30°C/120hrs and normalized for 24hrs	
4	Thermal Cycle	<p>-20°C~70°C [30min/cycle]*10cycles and normalized for 24hrs</p> 	

13. Function test

<p>Function Test</p>	<p>Test Method: Use $\Phi 8$ copper stick to draw the square diagonal line.</p> <p>Test Area: 5mm inward view area.</p> <p>Disapproval Criteria: It is NG when we see the off-liner or jumping out spec shift.</p>	
----------------------	---	---

14. Appearance Inspection

The inspection is to be performed with two 20W(1800±500 LUX)fluorescent lamp lighting from the back or side.The panel is to be placed 30cm away from eyes.(Figure 13-1)



15. Appearance Specification

NO.	Item	Specifications	Judgment
1	Dot Contamination	1) $D \leq 0.20\text{mm}$, $DS \geq 10\text{mm}$, 2) $0.20\text{mm} < D \leq 0.50\text{mm}$, $DS > 10\text{mm}$ 3) $D > 0.50\text{mm}$	1) Ignore 2) OK with 5 3) NG
2	Linear Contamination	1) $W < 0.05\text{mm}$ 2) $0.05\text{mm} \leq W \leq 0.10\text{mm}$ $L \leq 5\text{mm}$ 3) $W \geq 0.10\text{mm}$ or $L \geq 5\text{mm}$	1) Ignore 2) OK with 5 3) NG
3	Cracks and Chips(Surface)	$X < 0.2\text{mm}$, $Y < 0.2\text{mm}$, $Z < \frac{1}{2}T$	Ignore

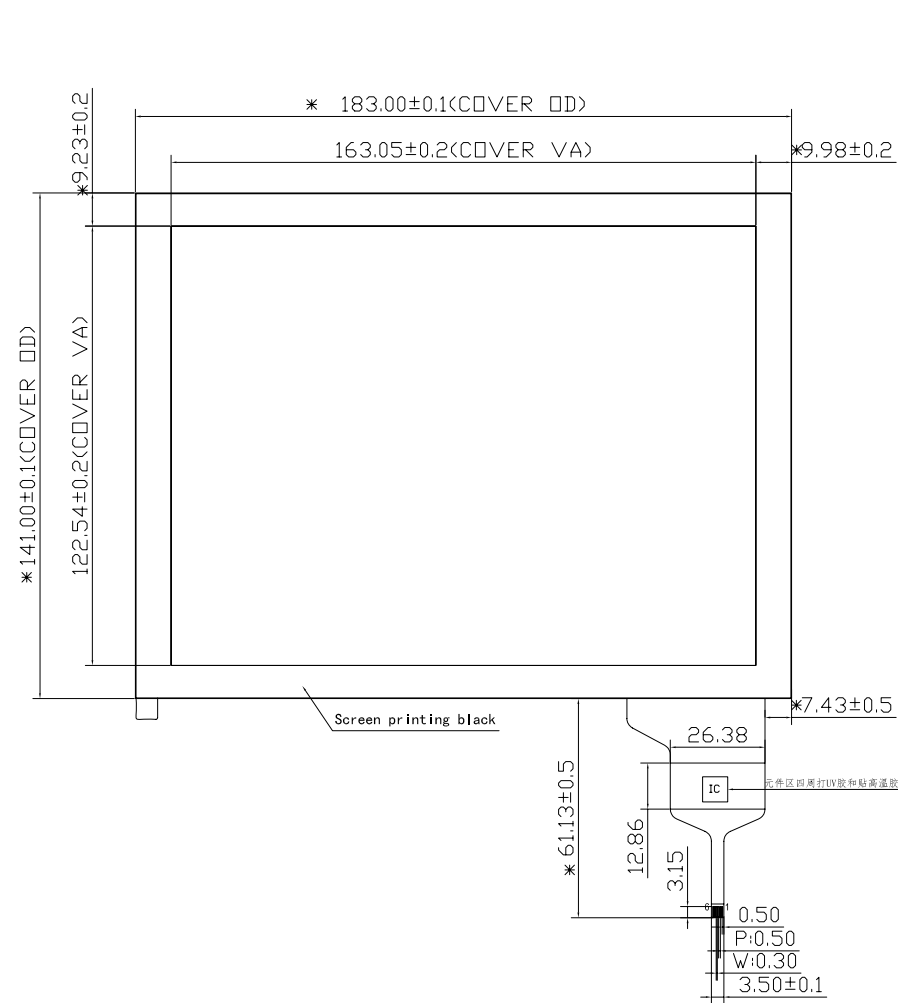
<Endorse>

1. All cosmetic defects are not accounted if found outside Active Area.
(except for glass breakage, corner flaw, edge flaw, crack, etc. Please follow Appearance Inspection criteria upon inspection)
2. D=Diameter / W=Width / L=Length
3. Tail: Slight bend mark is allowed on the tail; crack or tear is not allowed.
4. Particle Spots: Flaws found coating if transparent, please follow Particle Spots specification.

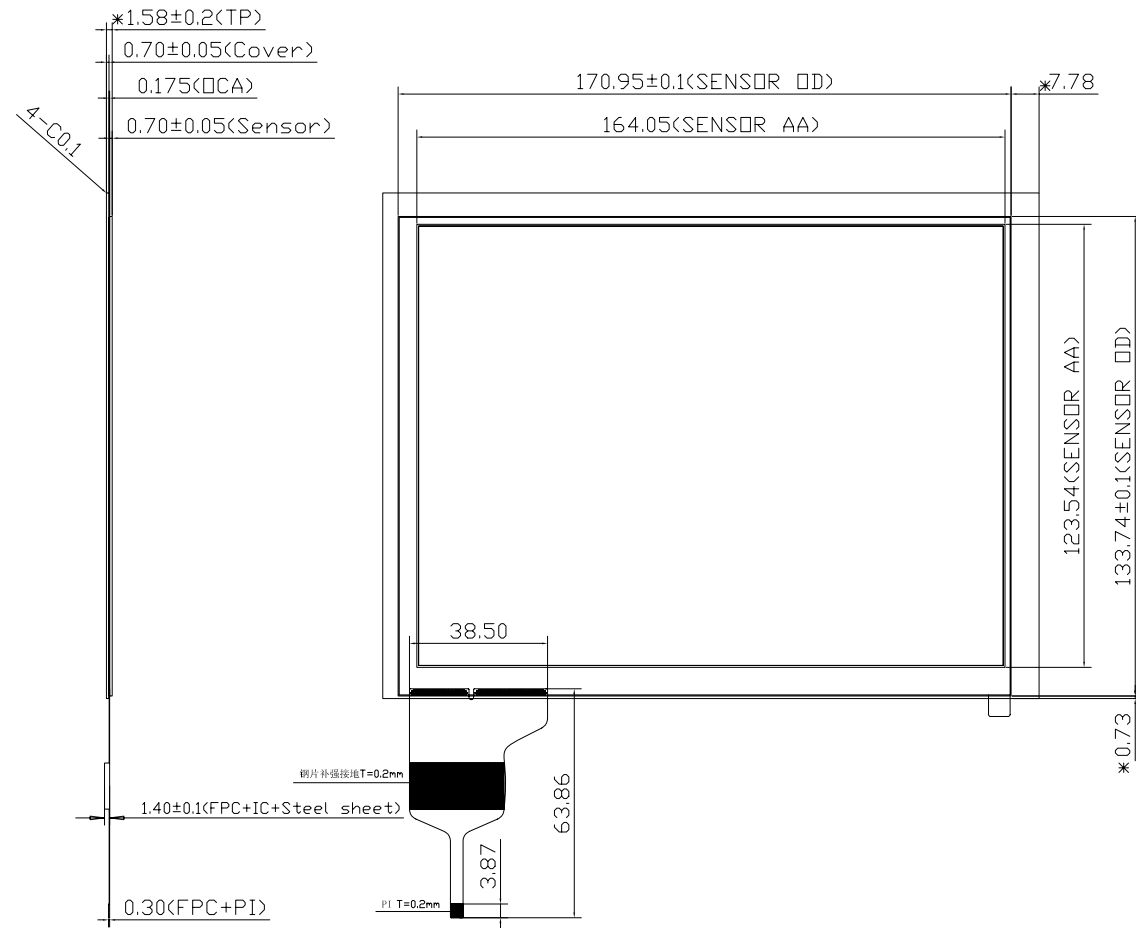
16. Mechanical Drawing

THE DRAWING ON THIS PRINT AND INFORMATION THEREWITH ARE PROPRIETARY TO FANNAL AND SHALL NOT BE USED IN WHOLE OR IN PART WITHOUT WRITTEN PERMISSION OF FANNAL

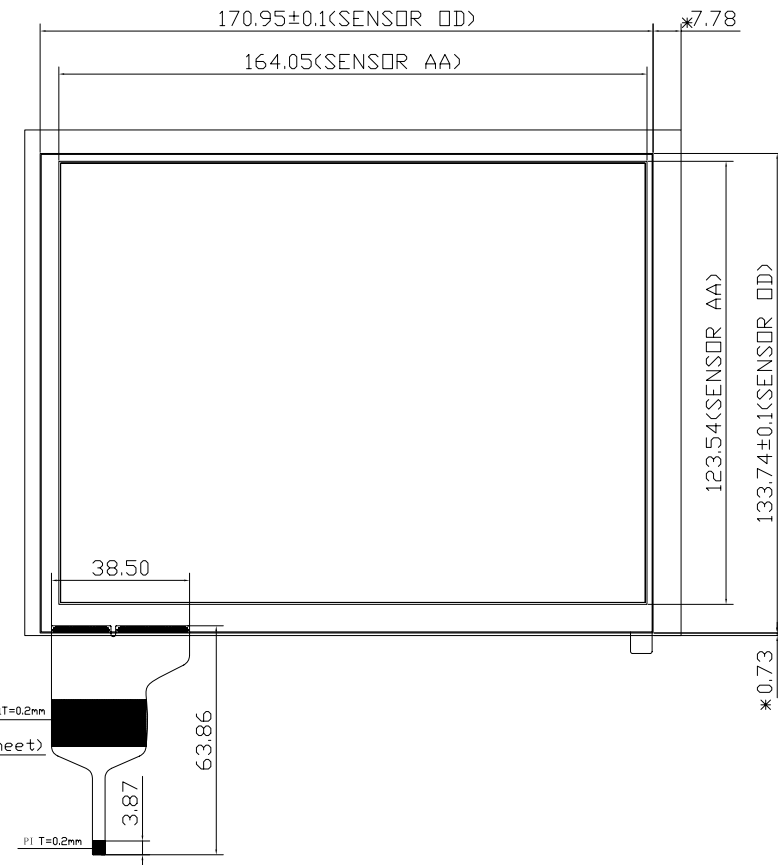
Rev	Revision note	Date
V5.0	更改IC 由FT5406改为FT5426	2016-11-23



Front view



Side view



Back view

TECHNOLOGY CHARACTERISTICS CTP	
PROPERTY	Requirement
IC	FT5426
NO OF TOUCH	5
COVER GLASS Thickness	0.70mm
ITO GLASS Thickness	0.70mm
Surface Hardness	≥6H
Light transmission	87±5%
Operating temperature	-20-70C°
Storage temperature	-30-80C°
Operating Humidity	45-90%RH
Storage Humidity	5-95%RH

IIC PIN DEFINITION	
Pin NO.	Definition
1	VCC(3.3V)
2	WAKE
3	INT
4	SCL
5	SDA
6	GND

NOTES:
 *:Important dimensions
 TOLERANCE UNLESS: x.x ±0.2
 OTHERWISE SPECIFIED: x.xx ±0.1
 DIMENSIONS IN MM: ANGULAR:±1°

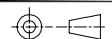
RoHS



FANNAL ELECTRONICS CO., LTD

MODEL NO:FN080A01-V5.0

THIRD ANGLE PROJECTION



	NAME	SIGN	DATE
DRAWN:	Hong		2016-11-23
CHECKED:			
APPROVED:	Jeff		2016-11-23

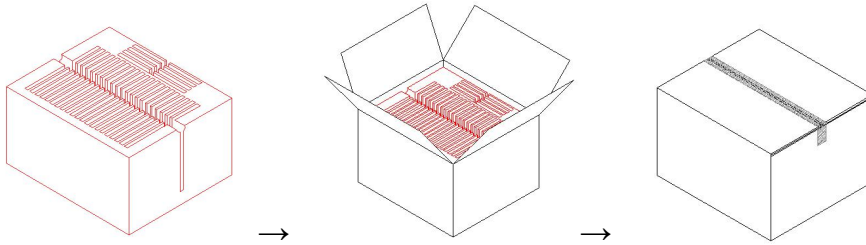
PROJECT NO:

CUSTOMER NO:

FILE NO:

SHEET 1 OF 1

17. Packaging



SIZE: 53X36X27.5cm